



Cooler Pink



Hotter Pink



Fire lends a touch of warmth to winter's chill



## Warm and Cool Colors

by Margie Deeb

January 2006

During one of the coldest months of the year (in my part of the world) let us focus on the temperature of color.

When you describe a shade of pink you saw in the slightly scandalous window of Victoria's Secret to a friend you'll probably mention its value: whether it is light or dark. You may describe its intensity: whether it is dull or bright. And it would be most helpful, especially in the case of pink, and in the case of Victoria's Secret, to convey its temperature: whether it is a cool pink or a hot pink. Like intensity and value, temperature is a defining property of a hue.

In the big picture, cool colors contain blues and greens; warm colors contain red or orange.

Zoom in a bit closer and you'll see that every color has a warm and a cool version. Warm colors lean toward orange. Cool colors lean towards blue. Like fire and ice, orange and blue are the hottest and coolest colors on the wheel. The closer a hue is to orange, the warmer its temperature. Likewise, a hue closer to blue is cooler. A hot pink will be vibrant in intensity and more orange in temperature.


Temperature contrast is not just seen, it can be felt. Because warm colors stimulate circulation and cool colors slow it down, people in a room painted red-orange feel five to seven degrees warmer than in a room painted blue-green.

The movie "The Polar Express" artfully works warm against cool colors with enchanting results. Its expansive vistas of snowy blues would leave viewers shivering if not for the luminous amber and yellow scenes of the train's interior. Looking from the frigid outside, flashes of yellow from within the windows invite and beckon. When we are inside the train, all is bathed in a radiant glow. Because of back-and-forth and side-by-side juxtapositions of hot and cold colors the whole movie visually sparkles.

If you are chilly in this first month of 2006, warm up by noticing the warmer colors inside: the fireplace, the food on the table, the orange, red, or yellow shades you may wear in your clothes.

For more issues of Margie's Muse, visit [MargieDeeb.com/muse](http://MargieDeeb.com/muse)


# MARGIEDEEB.COM



*Out On A Loom* is a creative journey through color, design, and form for the beginning to intermediate level seed bead artist.

The softcover book features 32 full-color pages of detailed instructions, patterns, illustrations, and diagrams for creating loom woven bracelets, mini-tapestries and split loom necklaces. Professional and creative finishing techniques are provided so each finished project can be a work of art.


\$19.95 US Dollars



*Beading Her Image* illustrates the power and beauty of the feminine in 15 seed bead patterns for **peyote, brick, square stitch, and loomwork**. Women from a wide range of times and cultures are woven into tapestries, necklaces, and bracelets. The stunning and gorgeous color palettes that artist Margie Deeb is known for adorn each piece.


Includes loom building instructions, finishing split loom necklace instructions, and peyote, brick, and looming instructions. (Paperback, 44 pages)

\$19.95 US Dollars



The only book of its kind written specifically for bead artists, *The Beader's Guide to Color* teaches bead-ers of all levels everything they need to know about color to create unique and vibrant bead-work designs. Margie discusses psychological and symbolic color associations, and ways in which color can be used to create and accentuate pattern, rhythm, and movement. 21 color schemes are described and illustrated in detail with accompanying projects for all skill levels. (Paperback, 144 pages)

\$21.95 US Dollars




*The Beader's Color Palette: 20 Creative Projects and 220 Inspired Combinations for Beaded and Gemstone Jewelry* opens the door to worlds of color inspiration. Gather colors from around the planet and to create stunning color schemes for beaded creations. Gorgeous beaded jewelry illustrating 220 specific palettes for glass and gemstone beads make *The Beader's Color Palette* a coffee table book of inspiration for color lovers working in every medium. Includes detailed instructions for stringing, finishing, looming, and off-loom stitches. (Paperback, 192 pages)

\$24.95 US Dollars

Artist, designer, musician, and color expert

**Margie Deeb** is the author of several beading books, including the popular *The Beader's Guide to Color* and *The Beader's Color Palette* (Watson-Guptill, 2008).



She teaches color courses for artists, interior designers, and bead-ers and her free monthly color column, "Margie's Muse," is available on her website. She produces a free graphically enhanced podcast, "Margie Deeb's Color Celebration," available on iTunes.

Her articles have appeared in *Bead & Button* and *Beadwork* magazines, and she writes a regular color column in *Step-by-Step Beads*. Visit Margie's website for her books, patterns, jewelry, inspiration, and more:

[www.MargieDeeb.com](http://www.MargieDeeb.com)

Also available at [MargieDeeb.com](http://MargieDeeb.com):

- Exquisite **seed bead patterns** in peyote, brick, square stitch, and loom available as downloadable PDFs or hardcopies
- **CMY Color Wheels** (the ones that Margie uses for herself and in her classes)
- **Accessories** for beading, such as tapestry rods, and unusual findings
- **Gallery of extraordinary bead art**
- Information about **classes/events**
- **Gallery of Your Work**
- Graphically enhanced **podcasts**

Join Margie's beading and color coterie. Sign up at: [margiedeeb.com/newsletter](http://margiedeeb.com/newsletter)